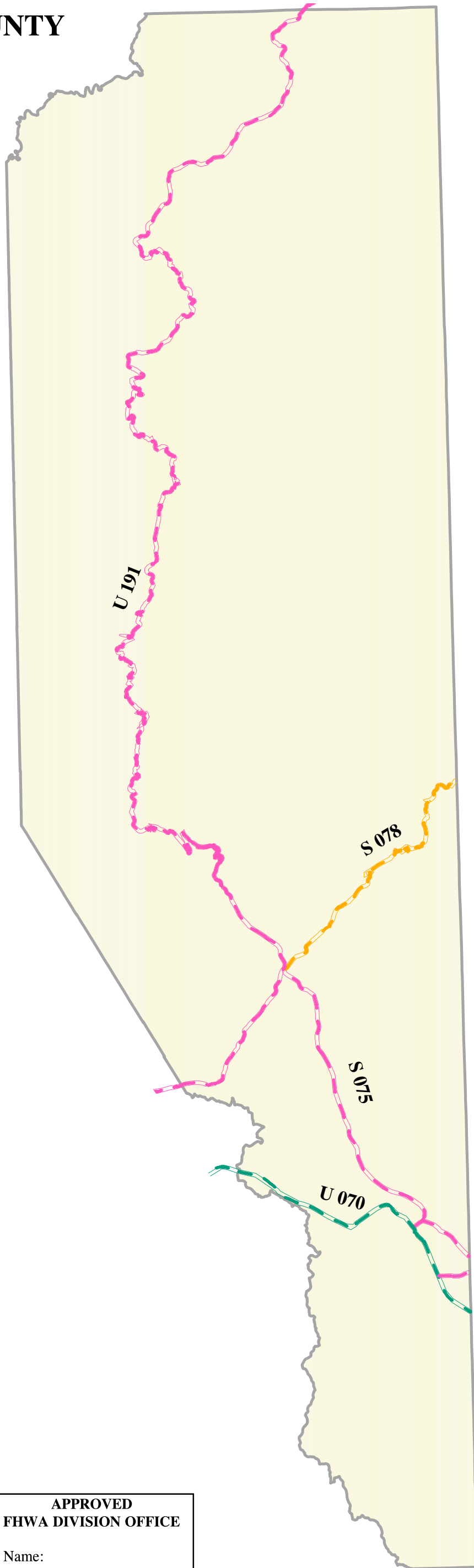

















GREENLEE COUNTY



Functional Classification

-  Rural Principal Interstate
-  Rural Principal Other
-  Rural Minor Arterial
-  Rural Major Collector
-  Rural Minor Collector
-  Urban Principal Interstate
-  Urban Principal Other Freeway/Expressway
-  Urban Principal Other
-  Urban Minor Arterial
-  Urban Collector
-  Urban Local
-  Urban Boundary
-  County Boundary

Note: Thick lines indicate a change in functional classification between urban and rural designation.

APPROVED FHWA DIVISION OFFICE

Name:

Date: